

SECTION 6  
PARTS AND ACCESSORIES



PARTS MS - CH - MH

DESCRIPTION PHOTO

BM-45-GA

Dust recycling barrel  
Volume of 45 Gallons  
With connections for flexible  
21"Ø tube  
Height of 45"



BR-100

Brushes for motor MS-100 (pair)



BR-200

Brushes for motor MS-200 (pair)



BUS-2

Nozzle for MS-100 and MS-200



COLL-SERR-2

Pipe clamps for 2" flexible hose  
for MS-100 and MS-200



DIA-ASC

Diaphragm for Asco valve (35G538  
model)



FLEX-MS-100

Flexible Ø2", 12 foot hose for  
MS-100 and MS-200



DESCRIPTION PHOTO

GB-25-GA

Dust recycling barrel  
Volume of 25 Gallons  
With connections for flexible 12"Ø tube  
Height of 34"




KIT-ASC

Spare parts kit for Asco valve  
(35G538 model):  
Solenoid base, spring, assembly  
part, muffler



KIT-GOY

Spare parts kit for Goyen valve  
(RCAC25DD):  
Diaphragm, O-Ring, spring, plastic  
support



MS-100M

Motor-Fan for MS-100  
120 V / 1 Phase / 60Hz  
130 CFM @ 1" water  
60 CFM @ 22" water



MS-200M

Motor-Fan for MS-200  
120 V / 1 Phase / 60Hz  
130 CFM @ 1" water  
60 CFM @ 60" water




PB-10-GA

Dust recycling barrel  
Volume of 10 Gallons  
With connections for 8"Ø flexible duct  
Height of 26"



POR-SCE

Access port for filter 17.5"Ø  
With border SCE-000 sealer  
Requires PO-200



## SECTION 6 PARTS AND ACCESSORIES




PARTS MS - CH - MH

## DESCRIPTION

## PHOTO

**RESS-GOY**

Replacement spring for Goyen valve (VAL-GOY) (modèle 35G538)

**RB-80**

Replacement magnet  
For magnetic support (SUP-MS-100) for MS-100 and MS-200

**SOL-GOY**

Solenoid for valve Goyen valve (35G538 model)

**SUP-FIL-26**

Support for 26" filter

**SUP-FIL-30**

Support for 30" filter

**SUP-MS-100**

Magnetic support for nozzle for MS-100 and MS-200

**VAL-ASC**

Valve Asco model 35G538  
120 V, 60 HZ, 8 WATTS, 0-150 PSI,  
DIA. ORIFICE : 25 MM  
2-way rapid-opening valve 2  
Include solenoid



## DESCRIPTION

## PHOTO

**VAL-GOY**

Goyen valve model RCAC25DD  
120V, 60Hz, 8W, 0-150 PSI,  
PDIA. Hole: 25 MM  
2-way rapid-opening valve  
Normal position closed  
Include solenoid



## SECTION 6 PARTS AND ACCESSORIES



### SEQUENCER - SWITCH- PRESSURE GAUGE

#### DESCRIPTION

#### PHOTO

##### CON-120

Fan switch  
On/Off switch  
Size: 5,8" X 3,7" X 3,3"  
For 120V, 1Hp, 1PH



##### CON-220-3

Fan switch  
On/Off switch  
Size: 5,8" X 3,7" X 3,3"  
For 220V, 3Hp, 1PH



##### CON-575-3

Fan switch  
On/Off switch  
Size: 5,8" X 3,7" X 3,3"  
For 575V, 3Hp, 3PH



##### CON-575-5

Fan switch  
On/Off switch  
Size: 5,8" X 3,7" X 3,3"  
For 575V, 5Hp, 3PH



##### CVM-100

Variable manual speed control  
(MS-100 & MS-200)



##### DCT-1006

Pulse sequencer for dust removal  
With time control  
Required difference in potential:  
85 - 270 VAC  
6 outlets, up to 6 filters



##### DCT-1010

Pulse sequencer for dust removal  
With time control  
Required difference in potential:  
85 - 270 VAC  
10 OUTLETS, up to 10 filters



#### DESCRIPTION

#### PHOTO

##### DCT-1022

Pulse sequencer for dust removal  
With time control  
Required difference in potential:  
85 - 270 VAC  
22 OUTLETS, up to 22 filters



##### INT-M699

Rocker switch



##### MAG-HEL-20

MagneHelic – Differential  
pressure gage 0 @ 20" water  
(static pressure)



##### MIN-HEL-10

MiniHelic – Differential pressure  
gage 0 - 10" water (static  
pressure)



##### MIN-HEL-40

MiniHelic – Differential pressure  
gage 0 @ 40" water (static  
pressure)



##### MIN-HEL-100

MiniHelic – Differential pressure  
gage 0 @ 100" water (static  
pressure)



##### PUSH-15

Push-button switch 15A



SECTION 6  
PARTS AND ACCESSORIES



SEQUENCER - SWITCH- PRESSURE GAUGE

DESCRIPTION

PHOTO

**ZELIO-A101**

Zelio Télémécanique Electronic  
Control Module  
6 inlets and 4 outlets, 110-220V



# SECTION 6

## PARTS AND ACCESSORIES



## CAPTURE ARM

DESCRIPTION	PHOTO
<b>BUS-06</b> Nozzle for 6"Ø capture arm 12" suction diameter	
<b>BUS-08</b> Nozzle for 8"Ø capture arm 14" suction diameter	
<b>CLA-06</b> Manual damper for extraction arm 6"Ø tube	
<b>CLA-08</b> Manual damper for extraction arm 8"Ø tube	
<b>COL-06</b> 6"Ø pipe clamp	
<b>COL-08</b> 8"Ø pipe clamp	
<b>ELA-68</b> Finishing elastic for 6"Ø and 8"Ø capture arm	

DESCRIPTION	PHOTO
<b>FRE-10</b> Brake for capture arm 1"Ø, 1/8" thick, 0.25" hole	
<b>FRE-25</b> Brake for capture arm 2 1/2"Ø, 1/8" thick, 0.38" hole	
<b>LUM-BC</b> Light for capture arm Compact fluorescent 9W, 110V, 60 Hz	
<b>LUMB-BC-R</b> Spare light for capture arm 9 Watts, 110 V, 60 HZ	
<b>POT-05</b> 5' Bracket Steel structure, includes the spiro tube on the extension arm Baked electrostatic blue paint finish To be installed with a 10' capture arm to provide a reach of 15', 20' et 25'	
<b>POT-10</b> 10' Bracket Steel structure, includes the spiro tube on the extension arm Baked electrostatic blue paint finish To be installed with a 10' capture arm to provide a reach of 15', 20' et 25'	
<b>POT-15</b> 15' Bracket Steel structure, includes the spiro tube on the extension arm Baked electrostatic blue paint finish To be installed with a 10' capture arm to provide a reach of 15', 20' et 25'	

SECTION 6  
PARTS AND ACCESSORIES



CAPTURE ARM

DESCRIPTION

PHOTO

**RES-AR**

Rear spring for capture arm 8.25" long, 1.016" Ø O.D.



**RES-AV**

Front spring for capture arm 6.25" long, 0.75" Ø O.D.



**SUP-BC-06**

Wall bracket for Ø 6" capture arm.  
Made of 3/16" steel  
Baked electrostatic black paint finish



**SUP-BC-08**

Wall bracket for Ø 8" capture arm.  
Made of 3/16" steel  
Baked electrostatic black paint finish



**TEN-516**

Tensor with eyelets 5/16"-18  
5 1/2" long



**TUY-06**

Aluminium tube  
For bracket and 6" Ø capture arm



DESCRIPTION

PHOTO

**TUY-08**

Aluminum tube  
For bracket and 8" Ø capture arm



**Y-0606**

y-Joint for capture arm  
16 ga steel plate -16" height  
Two 6" Ø exits for the capture arm  
Baked black electrostatic paint finish



**Y-0806**

y-Joint for capture arm  
16 ga steel plate -16" height  
Two 8" Ø exits for the capture arm  
Baked black electrostatic paint finish



# SECTION 6

## PARTS AND ACCESSORIES



### HYDRAULICS

DESCRIPTION	PHOTO
-------------	-------

**AIR-13-F3**

3 parts female fitting 1/8" NPT



**AIR-13-M**

Male fitting 1/8" NPT 3/16" barb



**AIR-13-M90**

90° fitting 1/8" NPT with 1/4" barb




**AIR-13-N**

Brass washer 1/8" NPT




**AIR-13-SIL**

Pneumatic muffler 1/8" NPT



**AIR-25-F**

Female fitting 1/4" NPT 1/4" barb



**AIR-25-M**

Male fitting 1/4" NPT 1/4" barb



|--|

**AIR-25-MM**

Barbed coupling joint 1/4"



**AIR-25-QCK**

Rapid hydraulic connector 1/4" NPT  
Tempered steel



**AIR-25-T**

Male fitting 1/4" NPT "T-shaped"



**AIR-25-SIL**

Hydraulics muffler 1/4" NPT



**BOY-18**






Hose for MiniHelic 1/8" NPT  
0.181" I.D. Ø  
Semi-Translucent



SECTION 6  
PARTS AND ACCESSORIES



WHEELS

DESCRIPTION	PHOTO
<b>ROUE-FR-4</b> 4" Swivel wheel with brake Weight limit: 130 Kg	
<b>ROUE-FR-5</b> 5" Swivel wheel with brake Weight limit: 150 Kg	
<b>ROUE-FX-4</b> Fixed 4" wheel Weight limit: 130 Kg	
<b>ROUE-FX-5</b> Fixed 5" wheel Weight limit: 150 Kg	
<b>ROUE-PI-4</b> 4" Swivel wheel Weight limit: 130 Kg	
<b>ROUE-PI-5</b> 5" Swivel wheel Weight limit: 150 Kg	



## SECTION 6 PARTS AND ACCESSORIES



### HANDLES - DOORS SEALS - ELECTRICAL PROTECTION

#### DESCRIPTION

#### PHOTO

##### ATT-CAB

Cable clamp  
0.38"Ø attachment



##### COL-05

½" pipe clamp with 2 handles  
0.52"Ø I.D.



##### NEO-5013

Neoprene ½" – 1/8" thick  
Door seal with adhesive side  
50' roll



##### NEO-7513

Neoprene ¾" – 1/8" thick.  
Door seal with adhesive side  
50' roll



##### NEO-7525

Neoprene ¾" – ½" thick  
Door seal with adhesive side  
25' roll



##### PF-50

Black plastic grommet  
Dimension ½" diameter  
Grommet



##### PO-100

Standard handle for portable  
and mobile  
Hole for ¼" bolt




#### DESCRIPTION

#### PHOTO

##### PO-200

Threaded handle  
½" threads -13



##### PO-300

Locking handle, stretching ring



##### PO-400

Screw jack  
¼" threads-20



##### PO-500

Adjustable crank handle  
¼" threads-20



##### PO-600

Attachment for lever



##### SCE-000

Door edge moulding  
Ideal thickness (1/8")



##### SCE-090

Door seal  
Ideal thickness (1/8")





SECTION 6  
PARTS AND ACCESSORIES

HANDLES - DOORS SEALS - ELECTRICAL PROTECTION

DESCRIPTION	PHOTO
<b>SCE-180</b> High resistance door seal Ideal thickness (11/64")	
<b>SPA-NYL</b> Nylon spacer 1/2" – 1/2" 0.25" inner Ø	
<b>TUY-50</b> Electric tubing 1/2"Ø (Liquid Tight) Non-metallic	
<b>TUY-CON</b> Liquid Tight Connector 1/2"Ø	
<b>TUY-L50</b> 90° elbow Liquid Tight 1/2" steel	
<b>TUY-M50</b> Electric tubing 1/2"Ø (Liquid Tight) Metallic	



SECTION 6  
PARTS AND ACCESSORIES

FLEXIBLE DUCT

DESCRIPTION	PHOTO
<b>FLEX-100-03</b> Flexible duct 3"Ø	
<b>FLEX-100-04</b> Flexible duct 4"Ø	
<b>FLEX-100-05</b> Flexible duct 5"Ø	
<b>FLEX-100-06</b> Flexible duct 6"Ø	
<b>FLEX-100-07</b> Flexible duct 7"Ø	
<b>FLEX-100-08</b> Flexible duct 8"Ø	
<b>FLEX-100-10</b> Flexible duct 10"Ø	
<b>FLEX-100-12</b> Flexible duct 12"Ø	
<b>FLEX-100-14</b> Flexible duct 14"Ø	

SECTION 6  
PARTS AND ACCESSORIES



SPIRO TUBE

DESCRIPTION	PHOTO
<b>SPIRO-3</b> Spiral round galvanised steel duct 3"Ø Length: 10 feet	
<b>SPIRO-4</b> Spiral round galvanised steel duct 4"Ø	
<b>SPIRO-5</b> Spiral round galvanised steel duct 5"Ø Length: 10 feet	
<b>SPIRO-6</b> Spiral round galvanised steel duct 6"Ø Length: 10 feet	
<b>SPIRO-7</b> Spiral round galvanised steel duct 7"Ø Length: 10 feet	
<b>SPIRO-8</b> Spiral round galvanised steel duct 8"Ø Length: 10 feet	
<b>SPIRO-10</b> Spiral round galvanised steel duct 10"Ø	
<b>SPIRO-12</b> Spiral round galvanised steel duct 12"Ø Length: 10 feet	
<b>SPIRO-14</b> Spiral round galvanised steel duct 14"Ø	

# SECTION 6

## PARTS AND ACCESSORIES



### ELBOWS FOR VENTILATION

DESCRIPTION

PHOTO

**COUD-90-3**

90° Elbow for galvanised steel  
ventilation duct - 3"Ø



**COUD-90-4**

90° Elbow for galvanised steel  
ventilation duct - 4"Ø



**COUD-90-5**

90° Elbow for galvanised steel  
ventilation duct - 5"Ø



**COUD-90-6**

90° Elbow for galvanised steel  
ventilation duct - 6"Ø



**COUD-90-7**

90° Elbow for galvanised steel  
ventilation duct - 7"Ø



**COUD-90-8**

90° Elbow for galvanised steel  
ventilation duct - 8"Ø



**COUD-90-10**

90° Elbow for galvanised steel  
ventilation duct - 10"Ø



**COUD-90-12**

90° Elbow for galvanised steel  
ventilation duct - 12"Ø



**COUD-90-14**

90° Elbow for galvanised steel  
ventilation duct - 14"Ø



DESCRIPTION

PHOTO

**COUD-45-3**

45° Elbow for galvanised steel  
ventilation duct - 3"Ø



**COUD-45-4**

45° Elbow for galvanised steel  
ventilation duct - 4"Ø



**COUD-45-5**

45° Elbow for galvanised steel  
ventilation duct - 5"Ø



**COUD-45-6**

45° Elbow for galvanised steel  
ventilation duct - 6"Ø



**COUD-45-7**

45° Elbow for galvanised steel  
ventilation duct - 7"Ø



**COUD-45-8**

45° Elbow for galvanised steel  
ventilation duct - 8"Ø



**COUD-45-10**

45° Elbow for galvanised steel  
ventilation duct - 10"Ø



**COUD-45-12**

45° Elbow for galvanised steel  
ventilation duct - 12"Ø



**COUD-45-14**

45° Elbow for galvanised steel  
ventilation duct - 14"Ø



SECTION 6  
PARTS AND ACCESSORIES




VENTILATION DUCT REDUCERS

DESCRIPTION	PHOTO
-------------	-------

**RED-76**

7" to 6" Galvanised steel duct reducer




**RED-86**

8" to 6" Galvanised steel duct reducer



**RED-87**

8" to 7" Galvanised steel duct reducer














# SECTION 6

## PARTS AND ACCESSORIES

### CYLINDER SLEEVES - VENTILATION

DESCRIPTION	PHOTO
<b>MAN-3</b> 3"Ø Galvanised steel sleeve	
<b>MAN-4</b> 4"Ø Galvanised steel sleeve	
<b>MAN-5</b> 5"Ø Galvanised steel sleeve	
<b>MAN-6</b> 6"Ø Galvanised steel sleeve	
<b>MAN-7</b> 7"Ø Galvanised steel sleeve	
<b>MAN-8</b> 8"Ø Galvanised steel sleeve	
<b>MAN-10</b> 10"Ø Galvanised steel sleeve	
<b>MAN-12</b> 12"Ø Galvanised steel sleeve	
<b>MAN-14</b> 14"Ø Galvanised steel sleeve	

## SECTION 6

### PARTS AND ACCESSORIES



#### SUPPORT FOR ROUND DUCT - VENTILATION

##### DESCRIPTION

##### PHOTO

###### GOUT-3

3"Ø Teardrop shape ventilation duct hanger



###### GOUT-4

4"Ø Teardrop shape ventilation duct hanger



###### GOUT-5

5"Ø Teardrop shape ventilation duct hanger



###### GOUT-6

6"Ø Teardrop shape ventilation duct hanger



###### GOUT-7

7"Ø Teardrop shape ventilation duct hanger



###### GOUT-8

8"Ø Teardrop shape ventilation duct hanger



###### GOUT-10

10"Ø Teardrop shape ventilation duct hanger



###### GOUT-12

12"Ø Teardrop shape ventilation duct hanger



###### GOUT-14

14"Ø Teardrop shape ventilation duct hanger



##### DESCRIPTION

##### PHOTO

###### SUP-TIGE

3/8"-16 Support for threaded rod bracket. Use for ventilation duct.



###### TIGE-375

3/8" - 16 - ZINC Threaded shaft














SECTION 6  
PARTS AND ACCESSORIES



BLAST GATE

DESCRIPTION	PHOTO
<b>BLAS-3</b> Blast Gate 3"Ø	
<b>BLAS-4</b> Blast Gate 4"Ø	
<b>BLAS-5</b> Blast Gate 5"Ø	
<b>BLAS-6</b> Blast Gate 6"Ø	
<b>BLAS-7</b> Blast Gate 7"Ø	
<b>BLAS-8</b> Blast Gate 8"Ø	
<b>BLAS-10</b> Blast Gate 10"Ø	
<b>BLAS-12</b> Blast Gate 12"Ø	
<b>BLAS-14</b> Blast Gate 14"Ø	



SECTION 6  
PARTS AND ACCESSORIES

FAN SUPPORT AND FLAP VALVE

DESCRIPTION	PHOTO
<b>BR-600</b> Fan wall support 11ga steel sheet metal and black paint finish Holes for 1/2" screws	
<b>VAR-11</b> Back draft samper 20 ga plate For model MV11-120	
<b>VAR-12</b> Back draft damper 20 ga plate For model MV21-575 ou MV21-220	
<b>VAR-14</b> Back draft damper 20 ga plate For model MV41-575	